

# SHOWMANSHIP

---

Shawn Linn CMT, ESMT

Soft Tissue Performance  
Therapy

Specializing in Equine & Human  
Injury Prevention



1114 9<sup>th</sup> Ave. N.  
St. Cloud, MN 56303

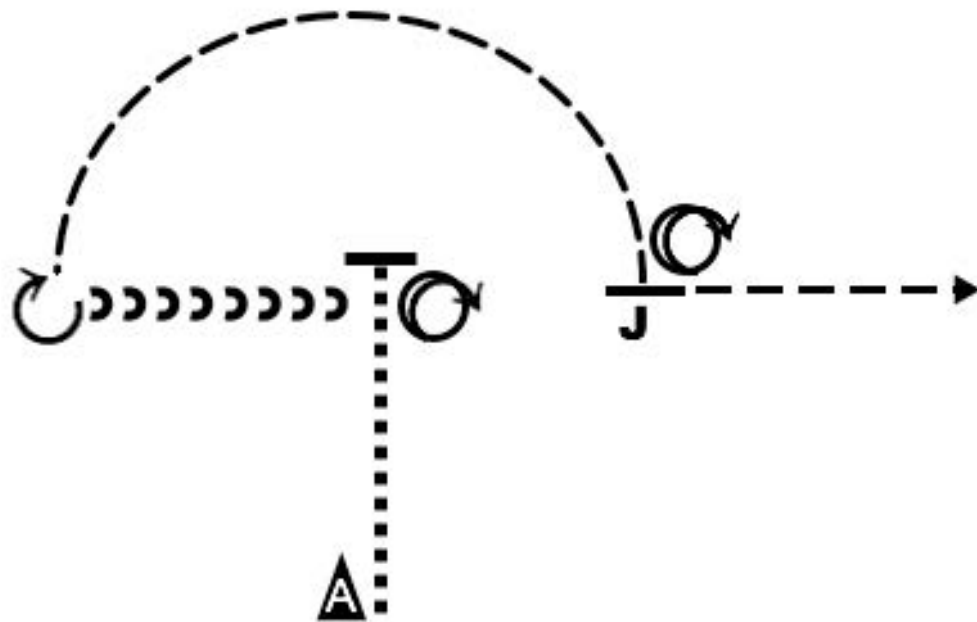
**Phone:** (320) 333-2698  
**Email:** [elitesolutionmassage@gmail.com](mailto:elitesolutionmassage@gmail.com)

---

# Minnesota Pinto 2017

YA 14-18, AM 19+, AM Pony/Mini, AM Solid

## Showmanship Pattern #1

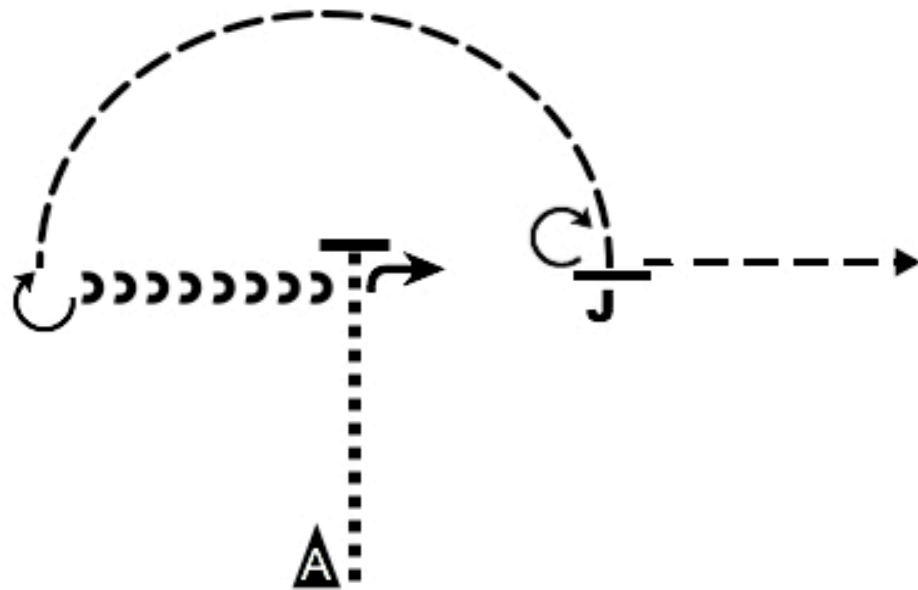


1. Be ready at A; walk to center
2. Stop and perform a 450° pivot
3. Back two horse lengths
4. Stop and perform a 270° pivot
5. Trot in a half circle to the Judge as shown
6. Stop and set up for inspection
7. When dismissed, perform a 630° pivot and exit at a trot

## Minnesota Pinto 2017

YA 13&U, All Novice, YA Pony/Mini, YA Solid

### Showmanship Pattern #1

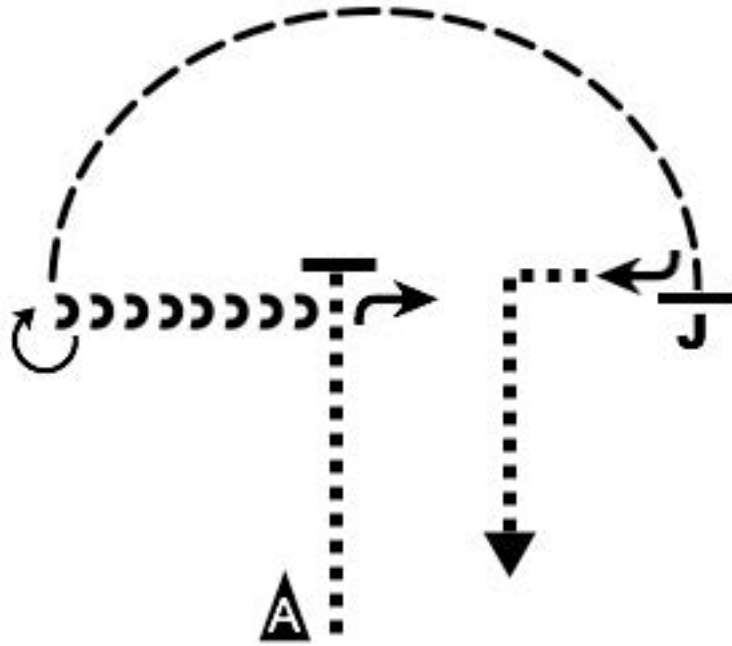


1. Be ready at A; walk to center
2. Stop and perform a 90° pivot
3. Back two horse lengths
4. Stop and perform a 270° pivot
5. Trot in a half circle to the Judge as shown
6. Stop and set up for inspection
7. When dismissed, perform a 270° pivot and exit at a trot

# Minnesota Pinto 2017

YA Walk/Trot

Showmanship Pattern #1

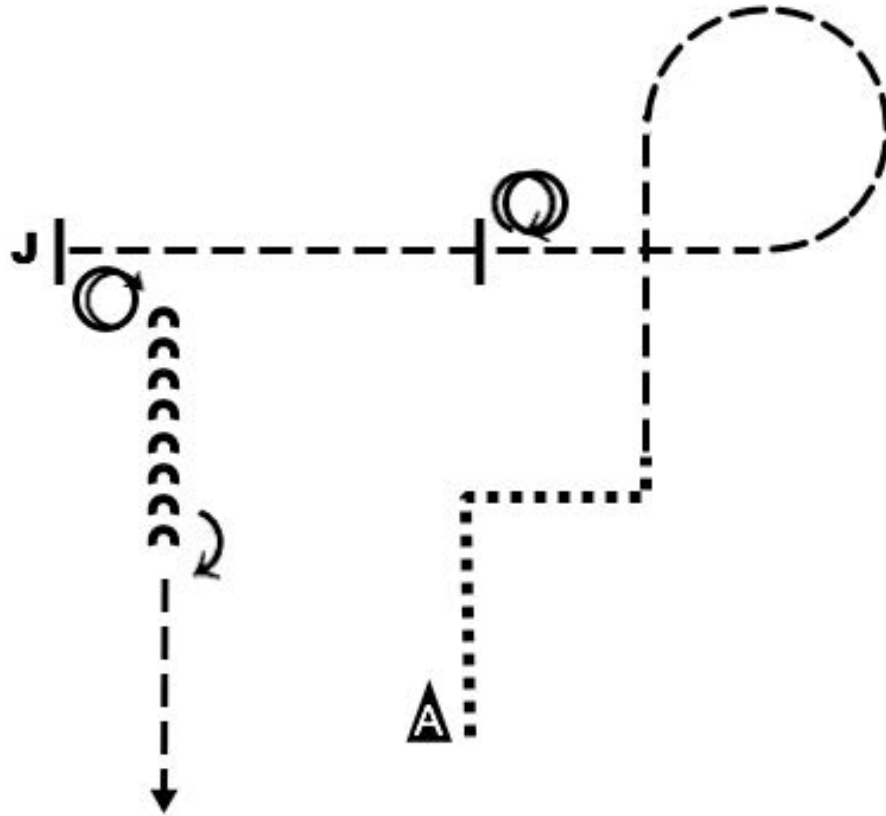


1. Be ready at A; walk to center
2. Stop and perform a 90° pivot
3. Back two horse lengths
4. Stop and perform a 270° pivot
5. Trot in a half circle to the Judge as shown
6. Stop and set up for inspection
7. When dismissed, perform a 90° pivot and exit at a walk as shown

## Minnesota Pinto 2017

YA 14-18, AM 19+, AM Pony/Mini, AM Solid

### Showmanship Pattern #2

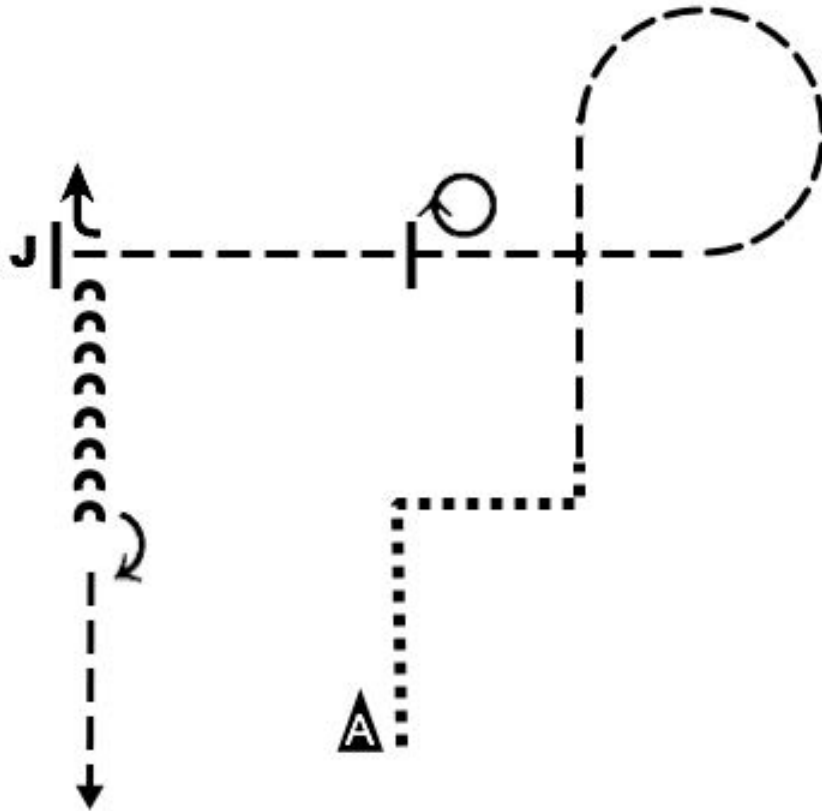


1. Be ready at A; walk two corners as shown
2. Trot down the arena and continue trotting a right-hand circle
3. Do not complete the circle, but continue straight as shown; stop and perform a 720° pivot
4. Trot to Judge; stop and set up for inspection
5. Once dismissed, perform a 450° pivot and back two horse lengths
6. Perform a 180° pivot and exit at a trot

## Minnesota Pinto 2017

YA 13&U, All Novice, YA Pony/Mini, YA Solid

### Showmanship Pattern #2

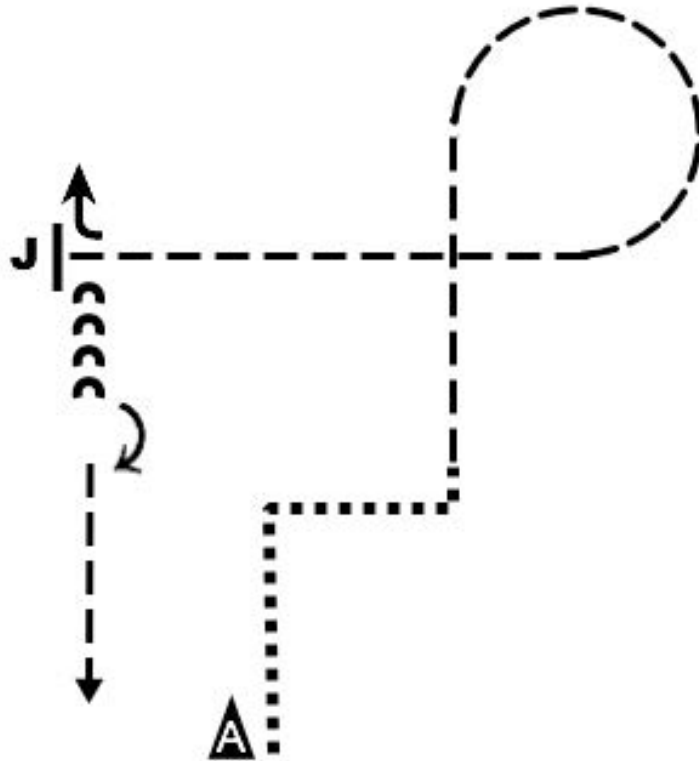


1. Be ready at A; walk two corners as shown
2. Trot down the arena and continue trotting a right-hand circle
3. Do not complete the circle, but continue trotting straight; stop and perform a 360° pivot
4. Trot to Judge; stop and set up for inspection
5. Once dismissed, perform a 90° pivot and back two horse lengths
6. Perform a 180° pivot and exit at a trot

## Minnesota Pinto 2017

YA 13&U, All Novice, YA Pony/Mini

### Showmanship Pattern #2

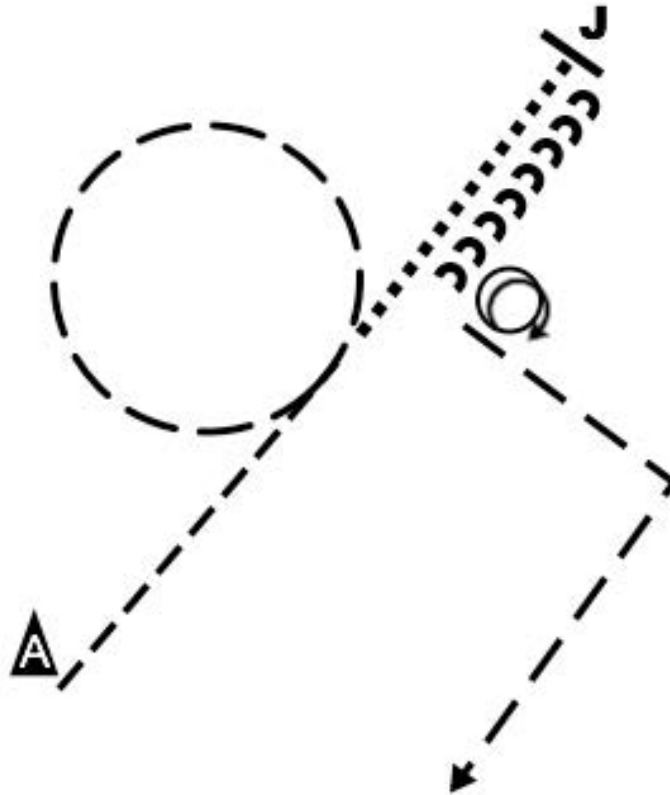


1. Be ready at A; walk two corners as shown
2. Trot down the arena and continue trotting a right-hand circle
3. Do not complete the circle, but continue trotting to Judge
4. Stop and set up for inspection
5. Once dismissed, perform a 90° pivot and back one horse length
6. Perform a 180° pivot and exit at a trot

## Minnesota Pinto 2017

YA 14-18, AM 19+, AM Pony/Mini, AM Solid

### Showmanship Pattern #3



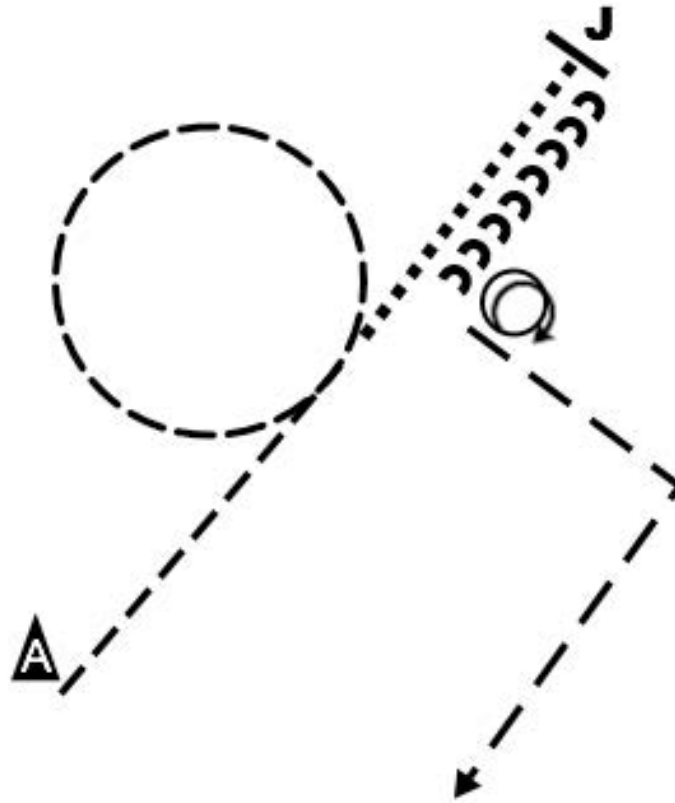
1. Be ready at A; trot halfway to Judge
2. Once halfway, extend the trot in a left-hand circle
3. Break to a walk and walk to Judge
4. Stop and set up for inspection
5. Once dismissed, back two horse lengths and perform a 45<sup>o</sup> pivot
6. Exit at the extended trot as shown



## Minnesota Pinto 2017

YA 13&U, All Novice, YA Pony/Mini, YA Solid

### Showmanship Pattern #3

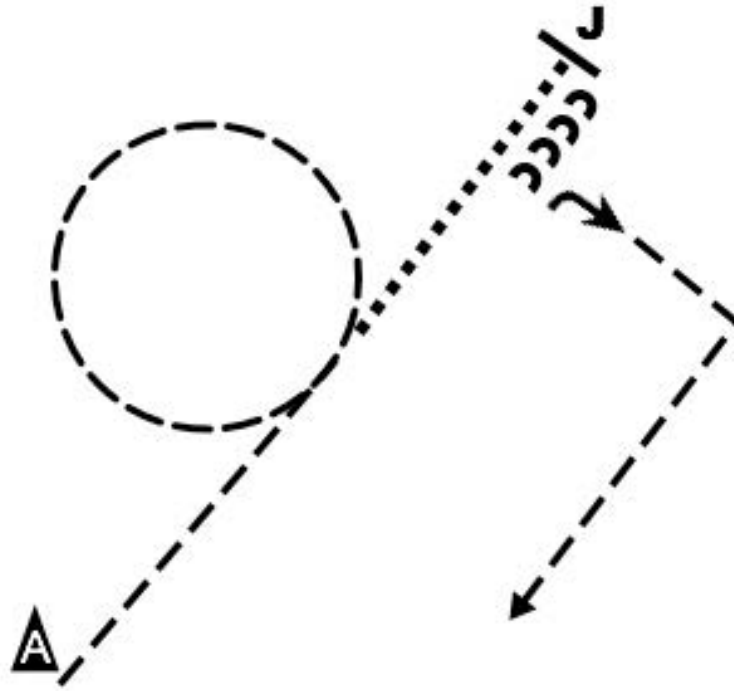


1. Be ready at A; trot halfway to Judge
2. Once halfway, trot a left-hand circle
3. Break to a walk and walk to Judge
4. Stop and set up for inspection
5. Once dismissed, back two horse lengths and perform a 45<sup>o</sup> pivot
6. Exit at the extended trot as shown

# Minnesota Pinto 2017

YA Walk/Trot

Showmanship Pattern #3

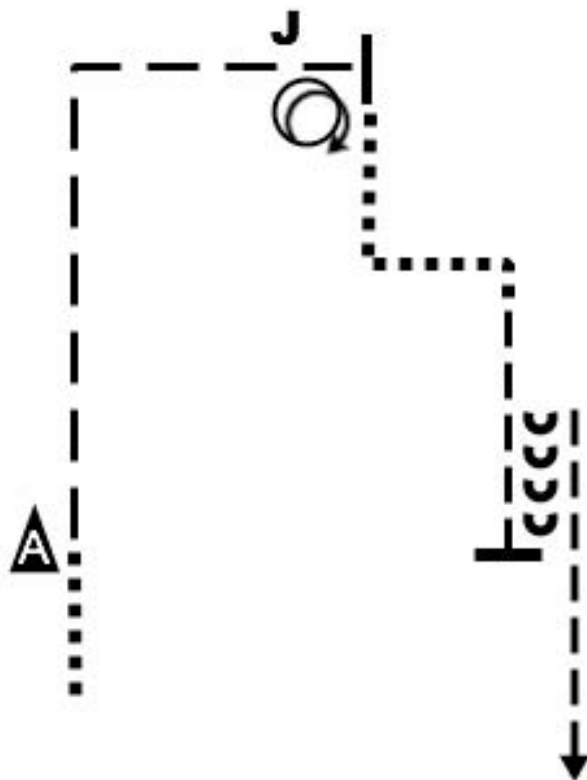


1. Be ready at A; trot halfway to Judge
2. Once halfway, trot a left-hand circle
3. Break to a walk and walk to Judge
4. Stop and set up for inspection
5. Once dismissed, back one horse length and perform a 90° pivot
6. Exit at a trot as shown

## Minnesota Pinto 2017

YA 14-18, AM 19+, AM Pony/Mini, AM Solid

### Showmanship Pattern #4

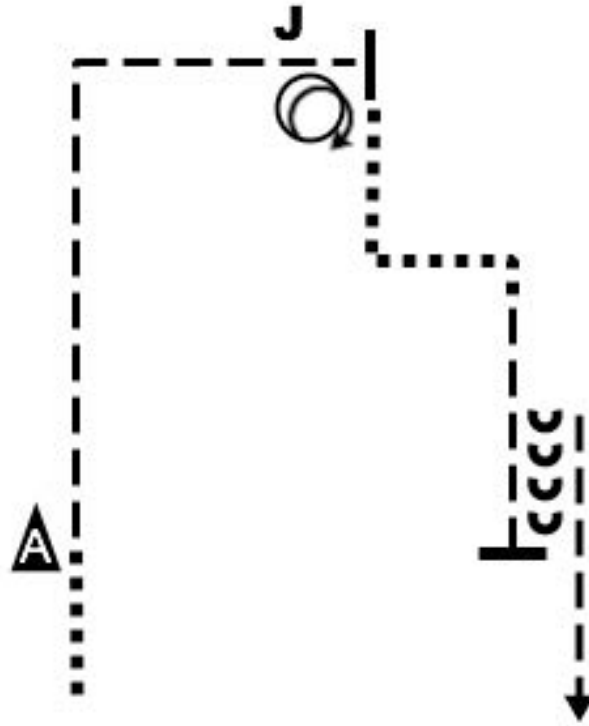


1. Be ready before A; walk until even with A
2. At A, extend the trot and continue through a square right corner
3. Stop with Judge; set up for inspection
4. Once dismissed, perform a 450° pivot
5. Walk two square corners as shown
6. Pick up a trot until even with A
7. Stop and back one horse length, exit at a trot

## Minnesota Pinto 2017

YA 13&U, All Novice, YA Pony/Mini, YA Solid

### Showmanship Pattern #4

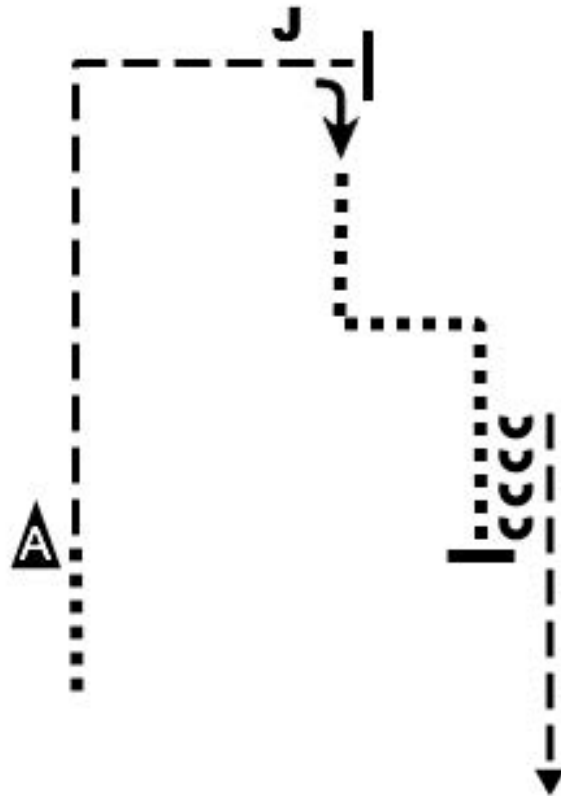


1. Be ready before A; walk until even with A
2. At A, trot and continue through a square right corner
3. Stop with Judge; set up for inspection
4. Once dismissed, perform a 450° pivot
5. Walk two square corners as shown
6. Pick up a trot until even with A
7. Once even with A, stop and back one horse length, exit at a trot

# Minnesota Pinto 2017

YA Walk/Trot

Showmanship Pattern #4

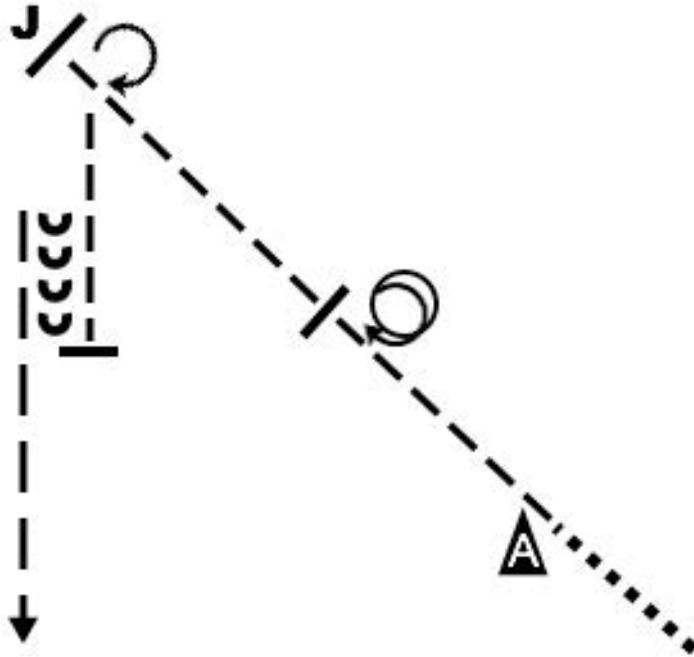


1. Be ready before A; walk until even with A
2. At A, trot and continue through a square right corner
3. Stop with Judge; set up for inspection
4. Once dismissed, perform a 90° pivot
5. Walk two square corners and continue until even with A as shown
6. Once even with A, stop and back one horse length, exit at a trot

## Minnesota Pinto 2017

YA 14-18, AM 19+, AM Pony/Mini, AM Solid

### Showmanship Pattern #5

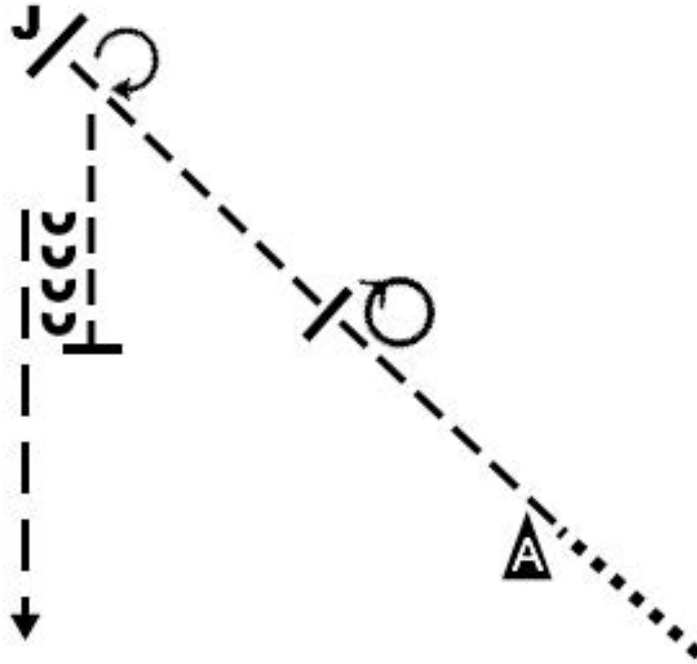


1. Be ready before A; walk until even with A
2. At A, trot halfway to Judge; stop and perform a 720° pivot
3. Trot to Judge
4. Stop and perform a 225° pivot; setup for inspection
5. When dismissed, trot until halfway even with A
6. Stop and back one horse length
7. Exit at an extended trot

## Minnesota Pinto 2017

YA 13&U, All Novice, YA Pony/Mini, YA Solid

### Showmanship Pattern #5

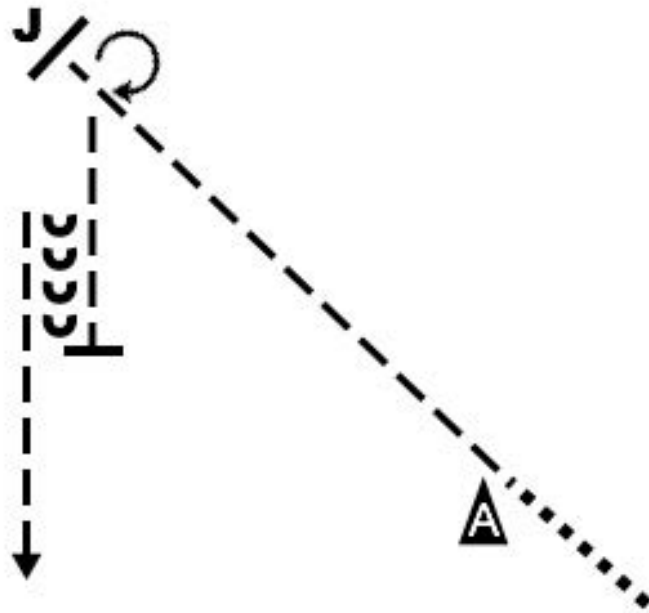


1. Be ready before A; walk until even with A
2. At A, trot halfway to Judge; stop and perform a 360° pivot
3. Trot to Judge
4. Stop and perform a 225° pivot; setup for inspection
5. When dismissed, trot until halfway even with A
6. Stop and back one horse length
7. Exit at an extended trot

# Minnesota Pinto 2017

YA Walk/Trot

Showmanship Pattern #5



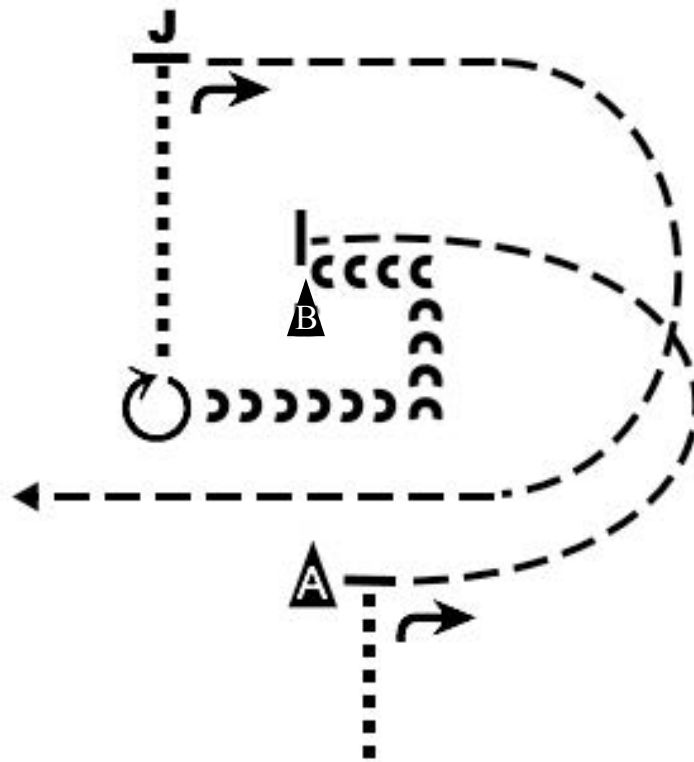
1. Be ready before A; walk until even with A
2. At A, trot to Judge; stop and setup for inspection
3. When dismissed, perform a 225<sup>o</sup> pivot
4. Trot until halfway even with A
5. Stop and back one horse length
6. Exit at a trot



## Minnesota Pinto 2017

YA 14-18, AM 19+, AM Pony/Mini, AM Solid

### Showmanship Pattern #6

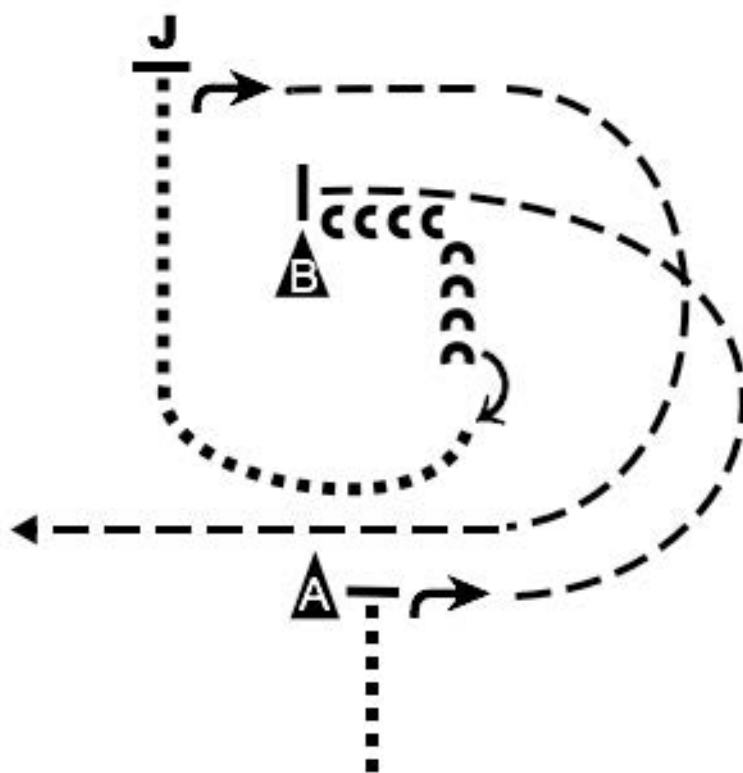


1. Be ready before A; walk until even with A
2. Stop and perform a 90° pivot
3. Trot until even with B; stop, back around and passed B as shown
4. Perform a 270° pivot; walk to Judge
5. Stop and setup for inspection
6. When dismissed, perform a 90° pivot
7. Trot in a large arch around B and passed A; pattern is complete

## Minnesota Pinto 2017

YA 13&U, All Novice, YA Pony/Mini, YA Solid

### Showmanship Pattern #6

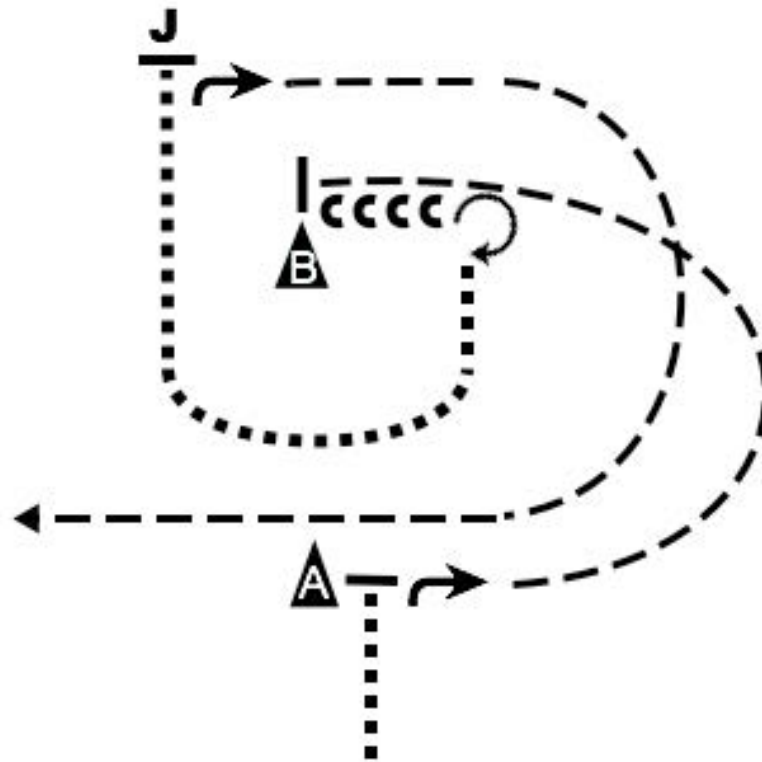


1. Be ready before A; walk until even with A
2. Stop and perform a 90<sup>o</sup> pivot
3. Trot until even with B; stop, back an L-shape around B as shown
4. Perform a 180<sup>o</sup> pivot; walk to Judge as shown
5. Stop and setup for inspection
6. When dismissed, perform a 90<sup>o</sup> pivot
7. Trot in a large arch around B and passed A; pattern is complete

# Minnesota Pinto 2017

YA Walk/Trot

Showmanship Pattern #6

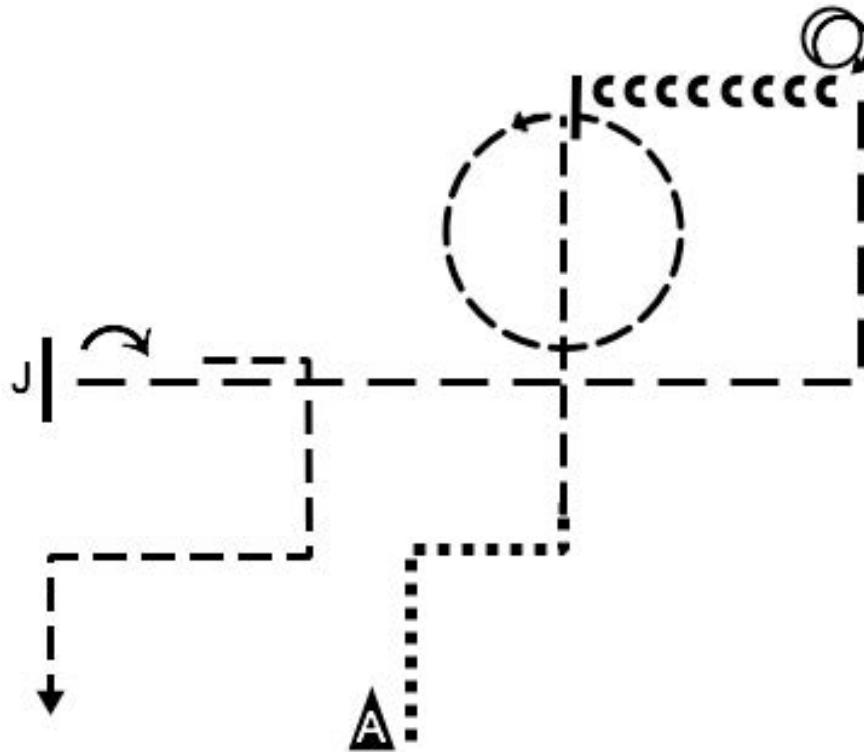


1. Be ready before A; walk until even with A
2. Stop and perform a 90° pivot
3. Trot until even with B; stop and back one horse length
4. Perform a 270° pivot; walk to Judge in an arch as shown
5. Stop and setup for inspection
6. When dismissed, perform a 90° pivot
7. Trot in a large arch around B and passed A; pattern is complete

## Minnesota Pinto 2017

YA 14-18, AM 19+, AM Pony/Mini, AM Solid

### Showmanship Pattern #7

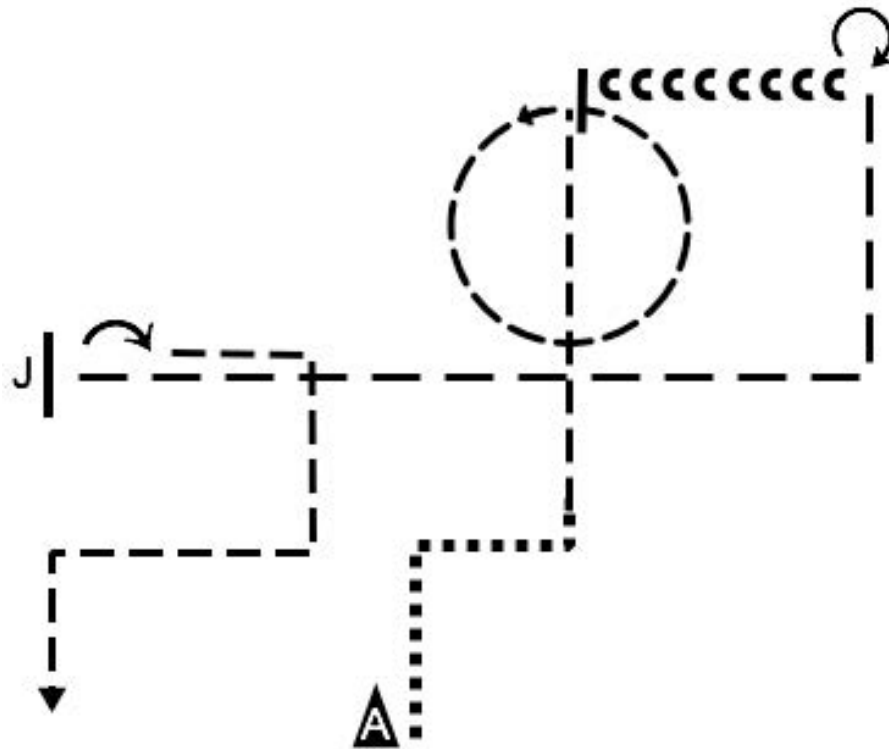


1. Be ready at A; walk two square corners as shown
2. Trot straight, followed by a left-hand circle as shown
3. Stop and back two horse lengths; perform a 630<sup>o</sup> pivot
4. Extend the trot through a square corner and continue to Judge
5. Stop and setup for inspection
6. When dismissed, perform a 180<sup>o</sup> pivot
7. Trot three square corners as shown; pattern is complete

## Minnesota Pinto 2017

YA 13&U, All Novice, YA Pony/Mini, YA Solid

### Showmanship Pattern #7

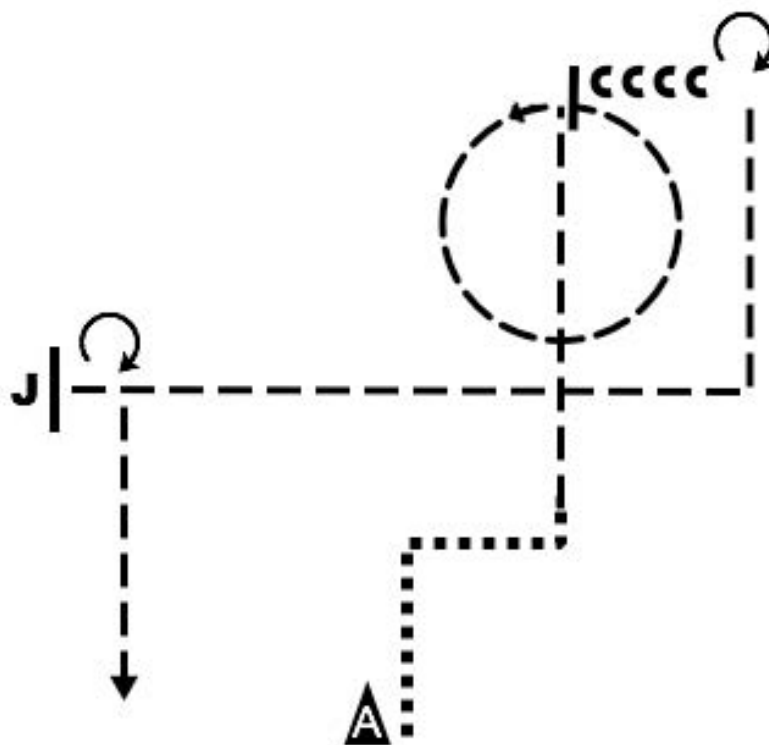


1. Be ready at A; walk two square corners as shown
2. Trot straight; followed by a left-hand circle as shown
3. Stop and back two horse lengths; perform a 270<sup>o</sup> pivot
4. Extend the trot through a square corner and continue to Judge
5. Stop and setup for inspection
6. When dismissed, perform a 180<sup>o</sup> pivot
7. Trot three square corners as shown; pattern is complete

# Minnesota Pinto 2017

YA Walk/Trot

## Showmanship Pattern #7

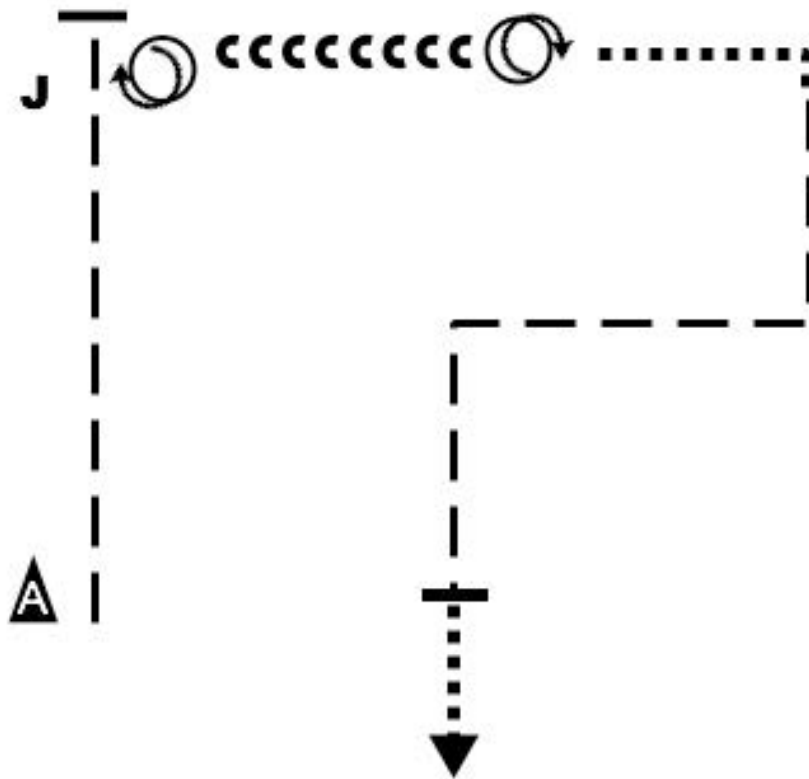


1. Be ready at A; walk two square corners as shown
2. Trot straight, followed by a left-hand circle as shown
3. Stop and back one horse length; perform a 270° pivot
4. Trot through a square corner and continue to Judge
5. Stop and setup for inspection
6. When dismissed, perform a 270° pivot
7. Trot and exit

## Minnesota Pinto 2017

YA 14-18, AM 19+, AM Pony/Mini, AM Solid

### Showmanship Pattern #8

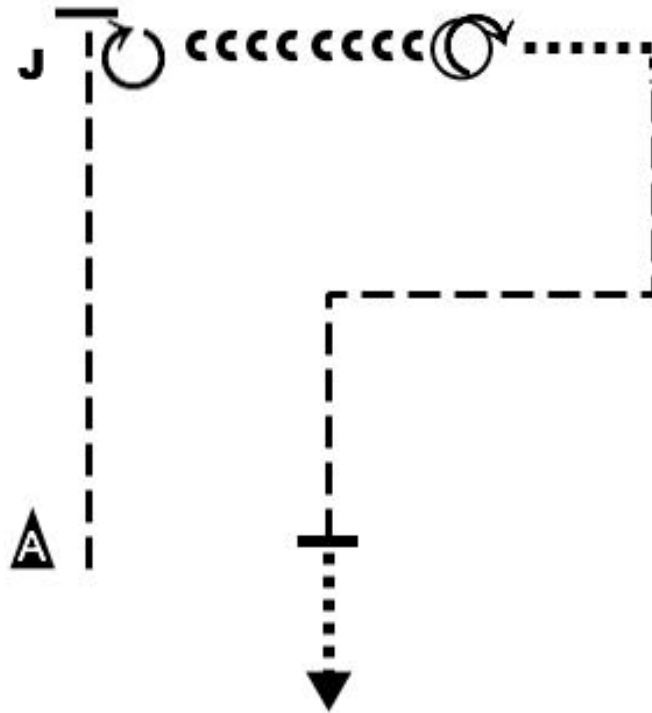


1. Be ready at A; extend the trot, trot passed the Judge
2. Setup for inspection
3. When dismissed, perform a 630<sup>o</sup> pivot and back two horse lengths
4. Perform a 540<sup>o</sup> pivot; walk a square corner as shown
5. Extend the trot through two square corners as shown
6. Once even with A, stop and hesitate; exit at a walk

## Minnesota Pinto 2017

YA 13&U, All Novice, YA Pony/Mini, YA Solid

### Showmanship Pattern #8



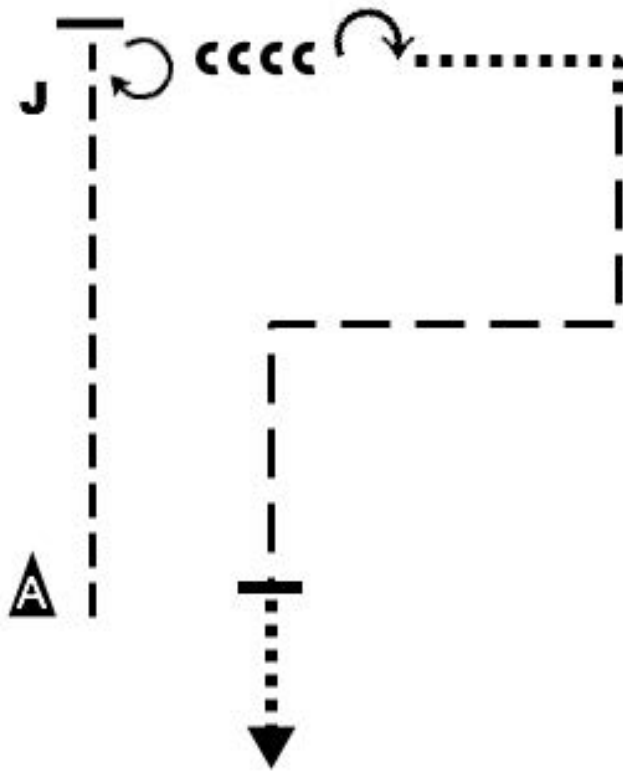
1. Be ready at A; trot passed Judge
2. Stop and setup for inspection
3. When dismissed, perform a 270<sup>o</sup> pivot and back two horse lengths
4. Perform a 540<sup>o</sup> pivot; walk a square corner as shown
5. Extend the trot through two square corners as shown
6. Once even with A, stop and hesitate; exit at a walk



# Minnesota Pinto 2017

YA Walk/Trot

Showmanship Pattern #8

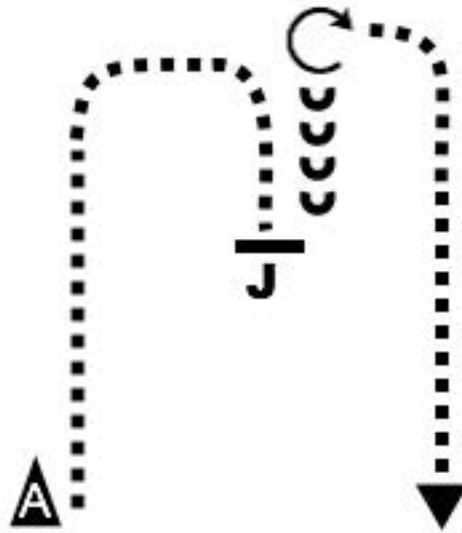


1. Be ready at A; trot passed the Judge
2. Stop and setup for inspection
3. When dismissed, perform a 270<sup>o</sup> pivot and back one horse length
4. Perform a 180<sup>o</sup> pivot; walk a square corner as shown
5. Extend the trot through two square corners as shown
6. Once even with A, stop and hesitate; exit at a walk

# Minnesota Pinto 2017

YA Leadline

Showmanship Pattern #1

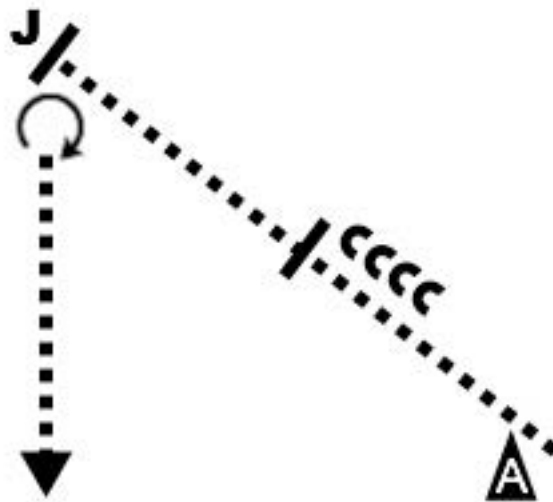


1. Be ready at A; walk in an arch to the Judge
2. Stop and setup for inspection
3. When dismissed, back one horse length
4. Perform a 270° pivot
5. Walk away as shown; pattern is complete

# Minnesota Pinto 2017

## YA Leadline

### Showmanship Pattern #2

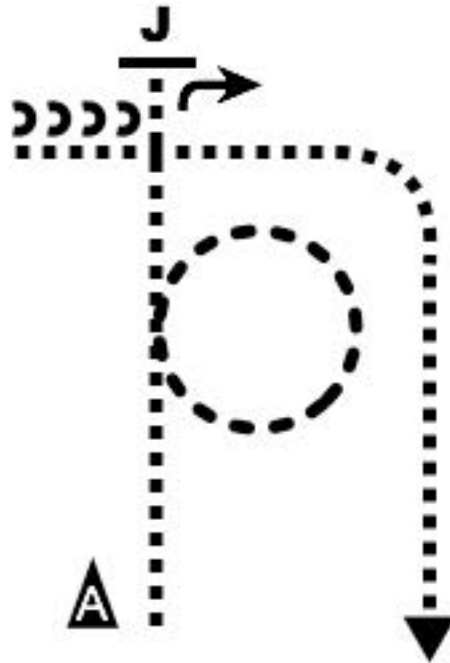


1. Be ready at A; walk halfway to Judge
2. Stop and back one horse length
3. Walk to the Judge; stop and setup for inspection
4. When dismissed, perform a 225<sup>o</sup> pivot
5. Walk away as shown; pattern is complete

# Minnesota Pinto 2017

YA Leadline

Showmanship Pattern #3

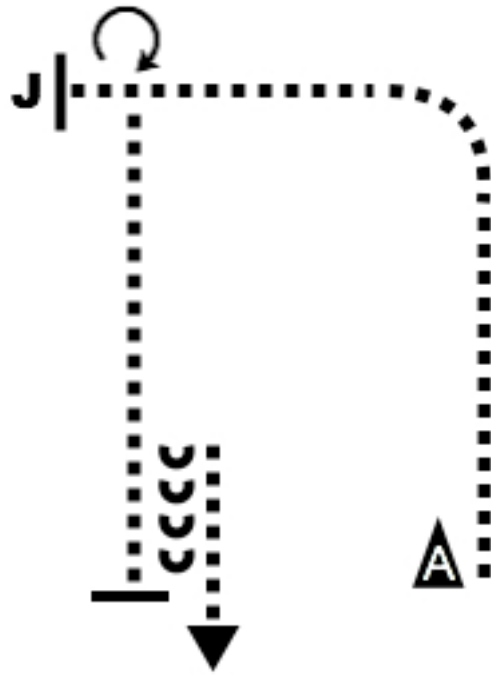


1. Be ready at A; walk halfway to Judge
2. Once halfway, walk a right-hand circle
3. Continue walking to the Judge
4. Stop and setup for inspection
5. When dismissed, perform a 90° pivot and back one horse length
6. Walk away as shown; pattern is complete

# Minnesota Pinto 2017

YA Leadline

## Showmanship Pattern #4



1. Be ready at A; walk in a curve to Judge as shown
2. Stop and setup for inspection
3. When dismissed, perform a 270<sup>o</sup> pivot
4. Walk until even with A
5. Once even with A, stop and back one horse length
6. Walk away; pattern is complete