

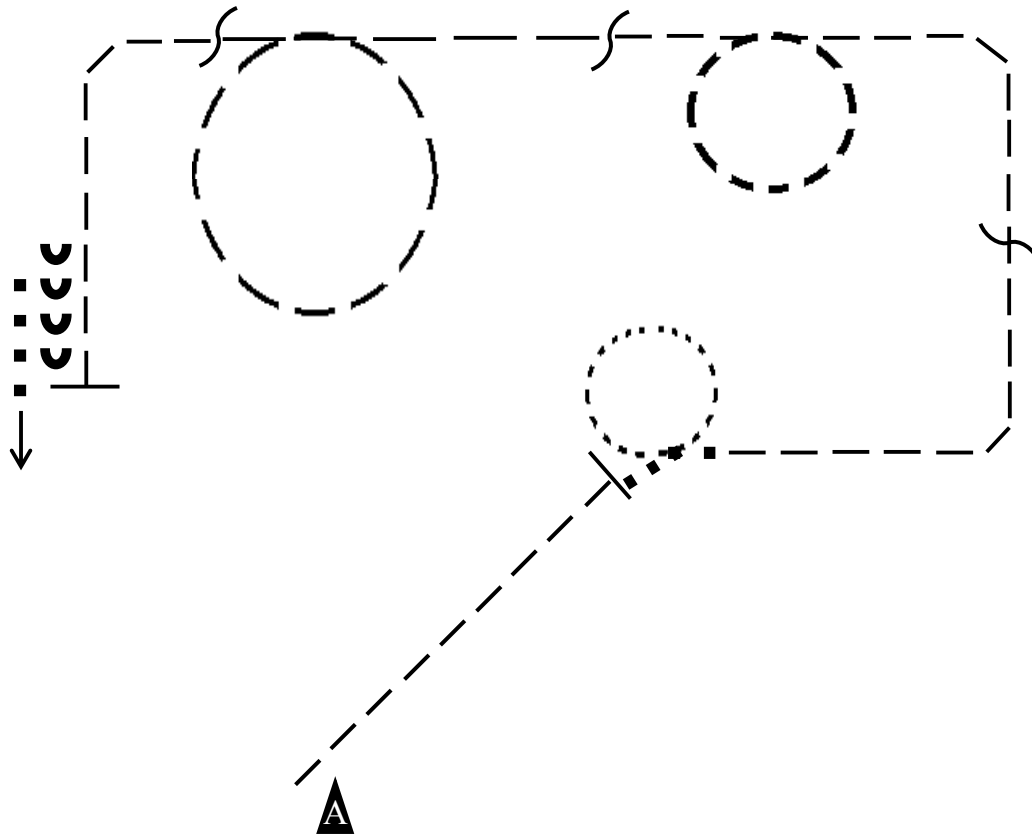
REINSMANSHIP



Minnesota Pinto 2017

AM/YA Pony/Mini

Reinsmanship #1

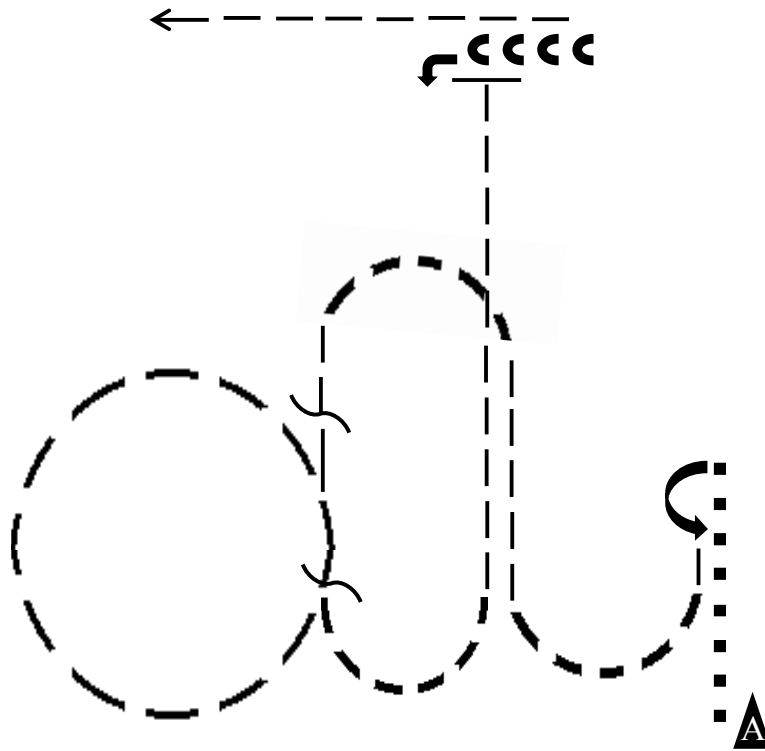


1. From A, pick up a working trot to center of arena as shown
2. Halt and stand; pick up a walk and walk a tight left circle
3. Pick up a working trot and trot around the corner as shown
4. Slow to a collected trot and continue around the corner as shown
5. Perform a small, collected trot left hand circle
6. Extend the trot and perform a large left hand circle
7. Slow to a working trot around the corner
8. About halfway back to A, halt and back one horse length
9. Pattern is complete, exit at a walk

Minnesota Pinto 2017

AM/YA Pony/Mini

Reinsmanship #2

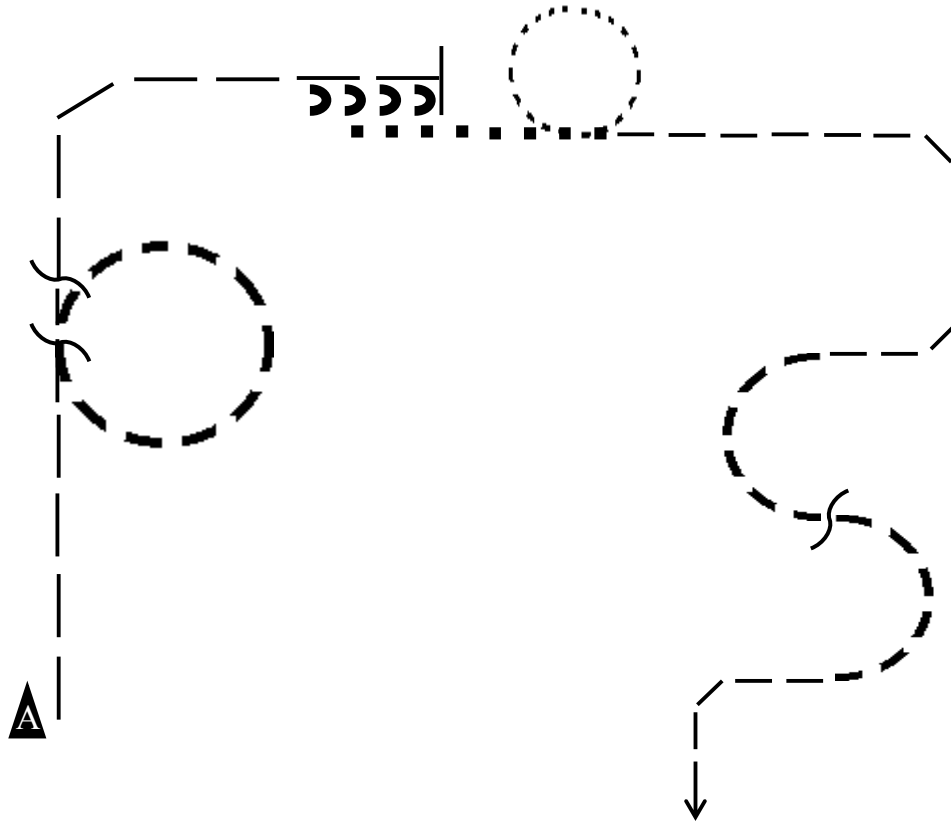


1. From A, walk approximately two horse lengths
2. Halt and perform a 180° pivot to the left
3. Pick up a working trot and trot two serpentines as shown
4. Transition to an extended trot and perform a large, right hand circle
5. Slow to a collected trot and trot a half circle, left serpentine as shown
6. Continue collected trotting straight towards the center of the arena
7. Halt and stand
8. Perform a 90° pivot the left and back one horse length
9. Pattern is complete, exit at a working trot

Minnesota Pinto 2017

AM/YA Pony/Mini

Reinsmanship #3

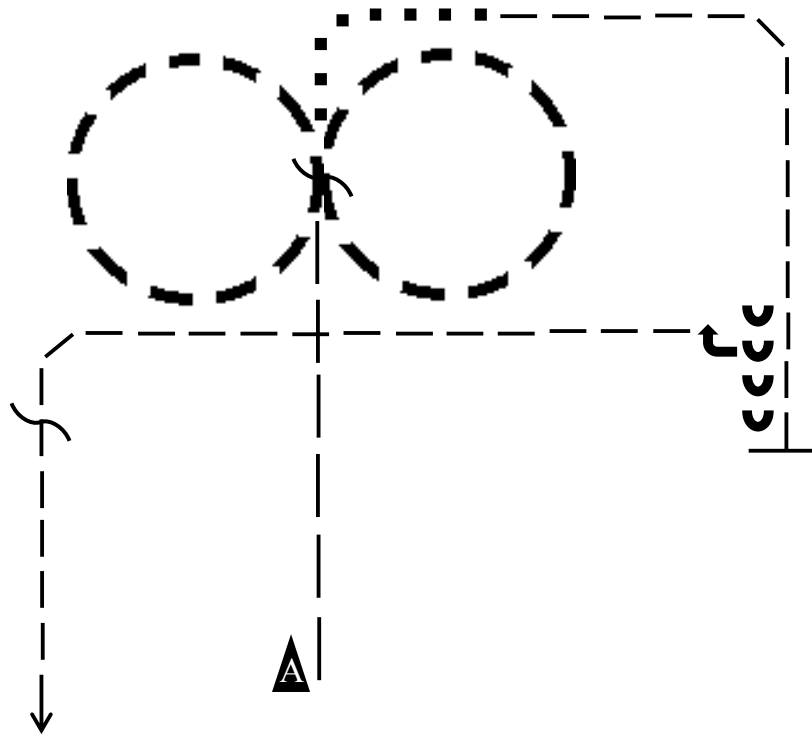


1. From A, pick up an extended trot and continue as shown
2. Slow to a working trot and perform a tight, right hand circle
3. Return to extended trot and continue around the corner as shown
4. Halt and stand
5. Back one horse length; pick up a walk
6. Continue walking and walk a tight, left hand circle
7. Pick up a collected trot and trot two corners, followed by one serpentine shown
8. After the first serpentine, transition to a working trot and trot a second serpentine
9. Pattern is complete, exit at a working trot

Minnesota Pinto 2017

AM/YA Pony/Mini

Reinsmanship #4



1. From A, pick up an extended trot and trot straight down center
2. Slow to a collected trot and perform a left hand circle
3. Transition to a working trot and perform a right hand circle
4. Break to a walk and walk a corner as shown
5. Pick up a working trot, trot the corner and continue straight as shown
6. Halt and back one horse length; perform a 90° pivot to the right
7. Pick up a collected trot and trot across the arena and through corner as shown
8. Transition to a working trot
9. Pattern is complete, exit at a working trot