

HORSEMANSHIP

TRAINING - LESSONS - SHOW COACHING

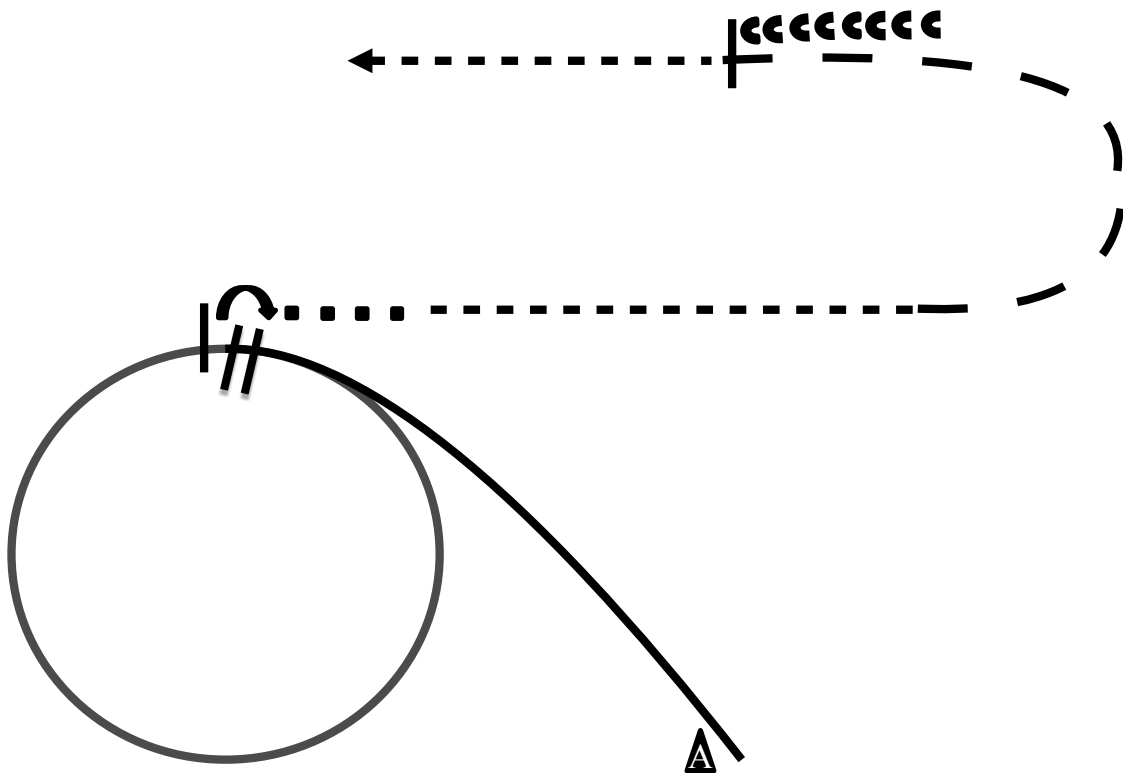


**SHELLY SELLERS 218-839-4756
MAPLE LAKE, MINNESOTA**

Minnesota Pinto 2017

YA 14-18, AM 19+

Horsemanship Pattern #1

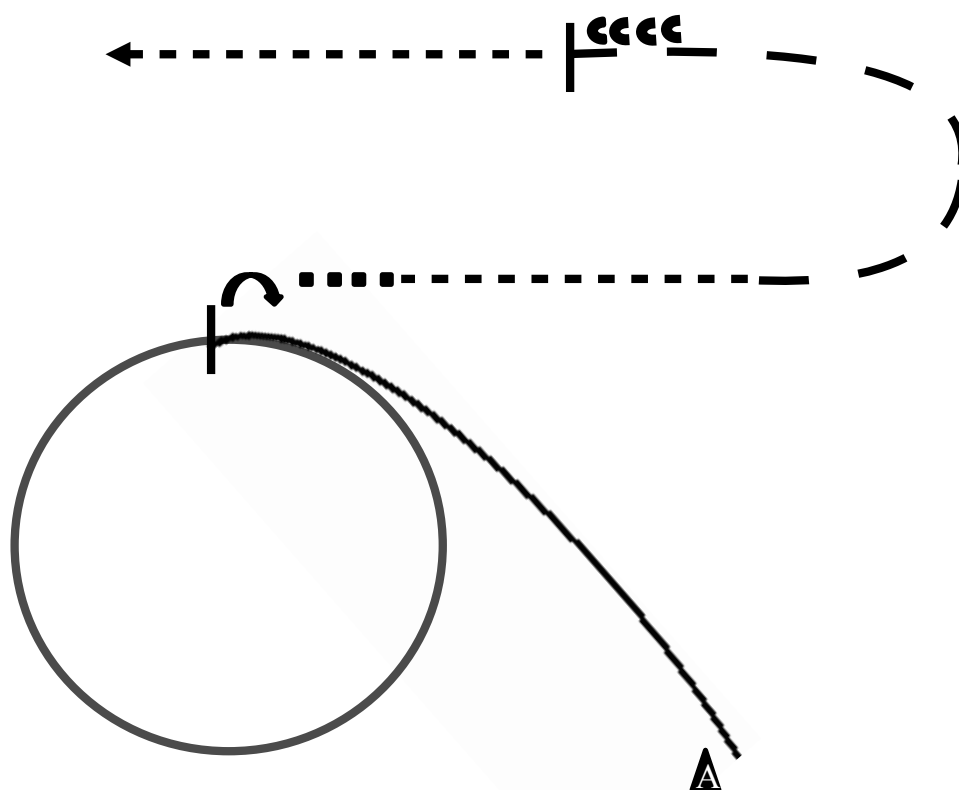


1. Be ready at A; pick up a right lead lope and lope as shown
2. Perform a simple or flying lead change and lope a left-hand circle
3. Stop and perform a 180° right hindquarter turn
4. Walk one horse length; drop your stirrups and jog as shown
5. Extend the jog through a left loop as shown
6. After the loop, halt and pick up stirrups; back two horse lengths
7. Exit at a jog

Minnesota Pinto 2017

YA 13&U, All Novice

Horsemanship Pattern #1

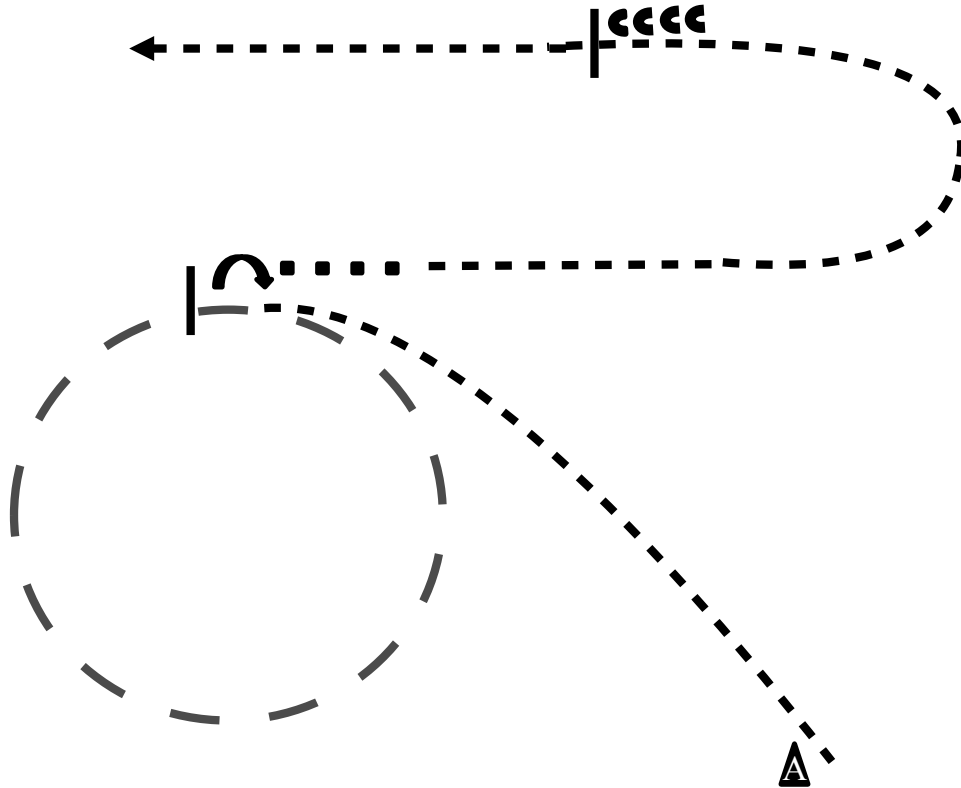


1. Be ready at A; pick up a left lead lope and lope as shown
2. Continue loping in a left-hand circle
3. Stop and perform a 180^o right hindquarter turn
4. Walk one horse length; drop your stirrups and jog as shown
5. Extend the jog through a left loop as shown
6. After the loop, halt and pick up stirrups; back one horse length
7. Exit at a jog

Minnesota Pinto 2017

YA Walk/Trot

Horsemanship Pattern #1

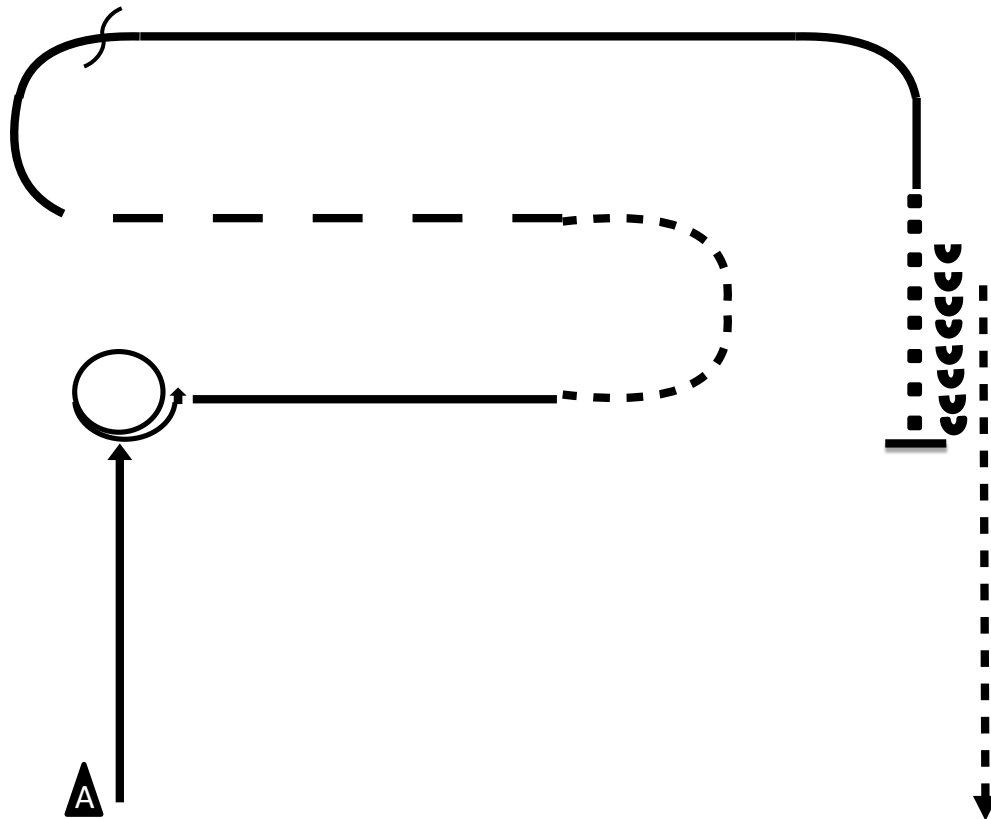


1. Be ready at A; pick up a jog and jog as shown
2. Extend the jog and jog in a left-hand circle
3. Stop and perform a 180^o right hindquarter turn
4. Walk one horse length; pick up a jog and jog a loop as shown
5. After the loop, halt and back one horse length
6. Exit at a jog

Minnesota Pinto 2017

YA 14-18, AM 19+

Horsemanship Pattern #2

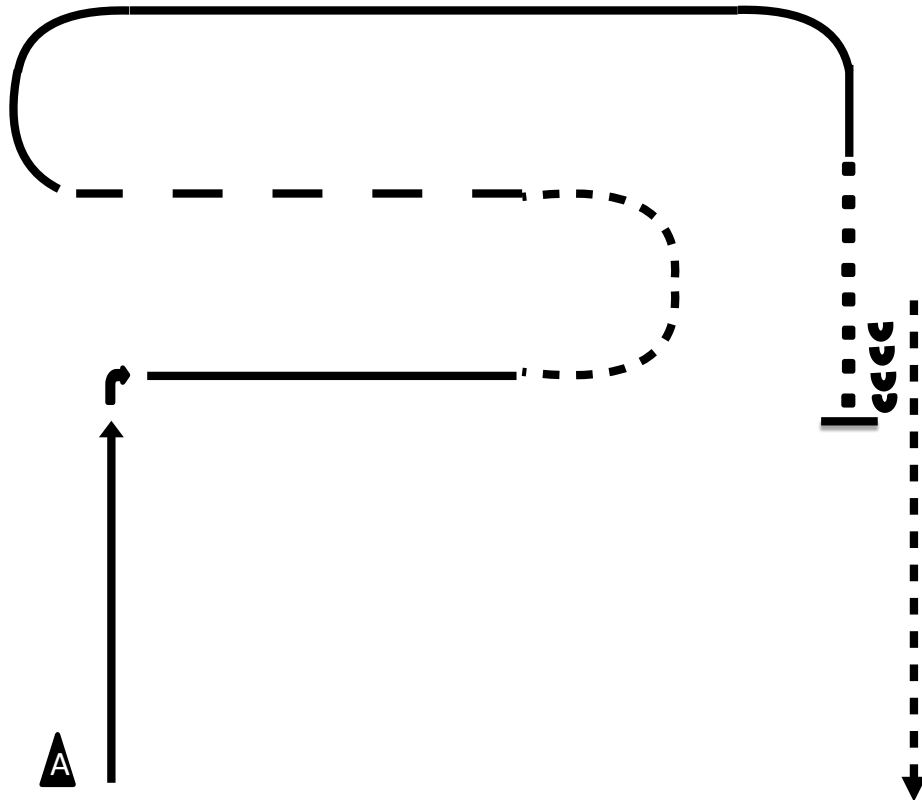


1. Be ready at A; pick up a left lead lope and lope straight as shown
2. Halt and perform a 450^o right hindquarter pivot
3. Pick up a right lead lope and lope straight as shown
4. Break to a jog and jog a loop
5. Extend the jog and continue straight as shown
6. Pick up a right lead lope and lope a loop
7. At top of loop, extend the lope, continue across arena and through corner as shown
8. Break to a walk and walk as shown
9. Halt and back two horse lengths; exit at a jog

Minnesota Pinto 2017

YA 13&U, All Novice

Horsemanship Pattern #2

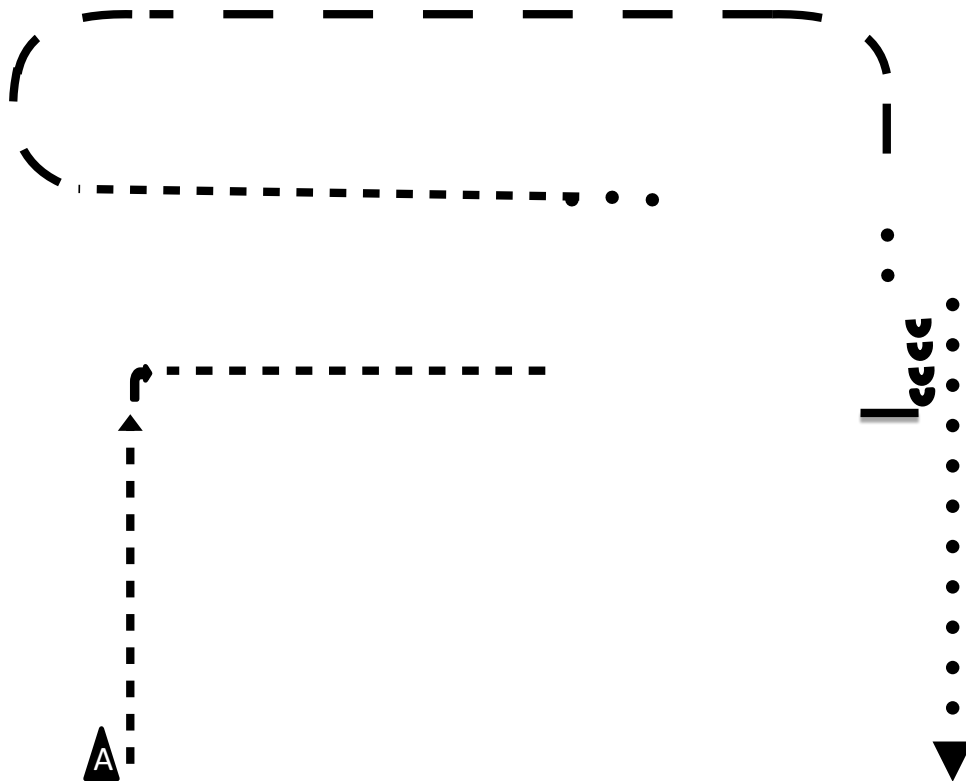


1. Be ready at A; pick up a left lead lope and lope straight as shown
2. Halt and perform a 90° right hindquarter pivot
3. Pick up a right lead lope and lope straight as shown
4. Break to a jog and jog a loop
5. After the loop, extend the jog and continue straight as shown
6. Pick up a right lead lope; lope a loop, continue across the arena and through corner as shown
7. Break to a walk and walk as shown
8. Halt and back one horse length; exit at a jog

Minnesota Pinto 2017

YA Walk/Trot

Horsemanship Pattern #2

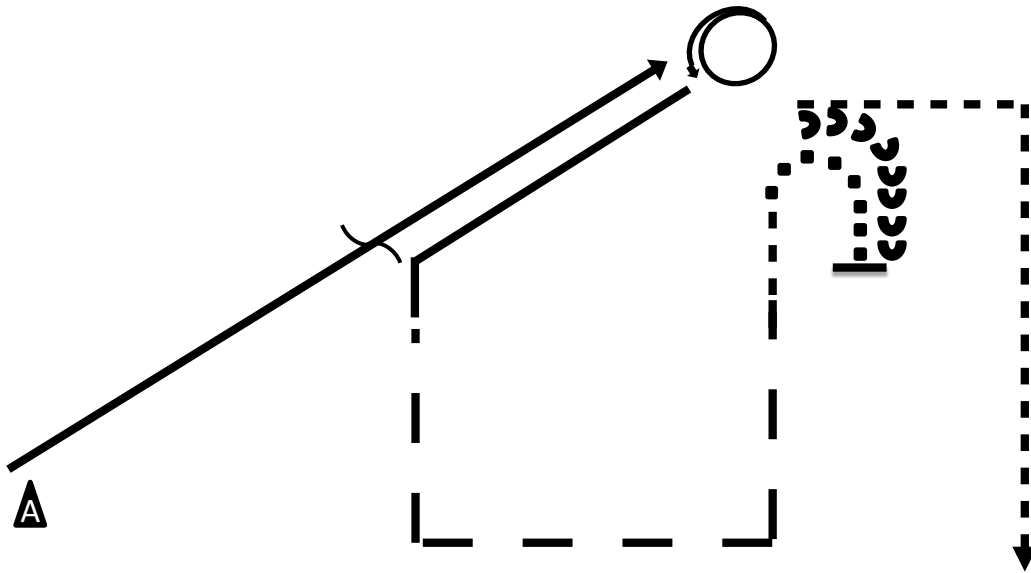


1. Be ready at A; pick up a jog and jog straight as shown
2. Halt and perform a 90^o right hindquarter pivot
3. Pick up a jog and continue straight as shown
4. Break to a walk and walk a loop
5. Pick up a jog and continue straight as shown
6. Extend the jog through a loop, continue across arena and through a corner as shown
7. Break to a walk and walk as shown
8. Halt and back one horse length; exit at a walk

Minnesota Pinto 2017

YA 14-18, AM 19+

Horsemanship Pattern #3

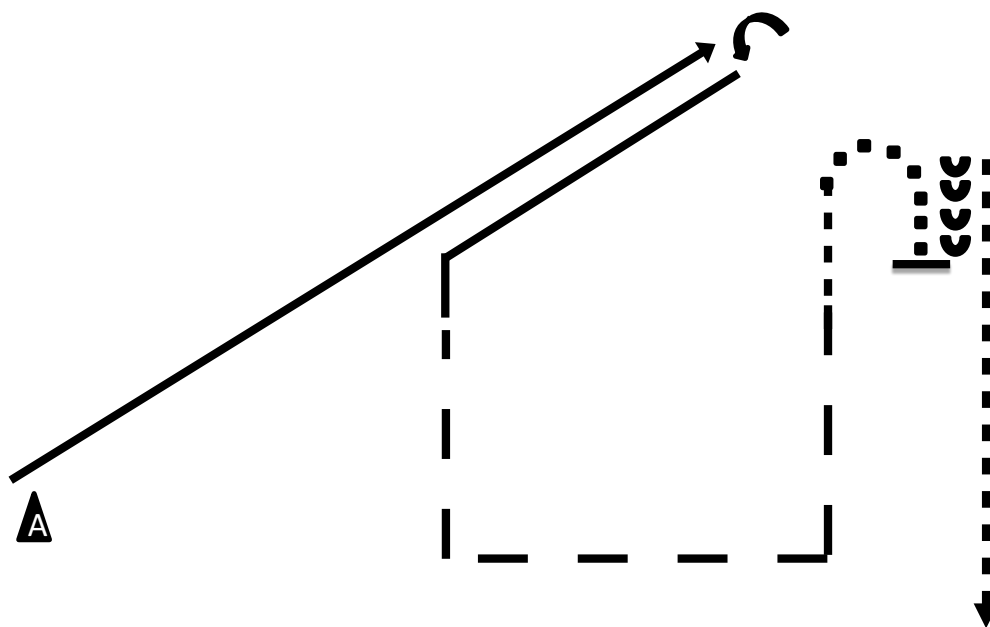


1. Be ready at A; pick up a right lead lope and lope straight as shown
2. Once halfway, extend the lope
3. Halt and perform a 540° left hindquarter pivot
4. Pick up a right lead lope and lope straight and through a square corner as shown
5. Break to an extended jog and jog two square corner as shown
6. Slow to a normal jog
7. Break to a walk and walk a small right-hand half circle
8. Halt and back a corner as shown
9. Pick up a jog and jog a square corner; exit at a jog

Minnesota Pinto 2017

YA 13&U, All Novice

Horsemanship Pattern #3

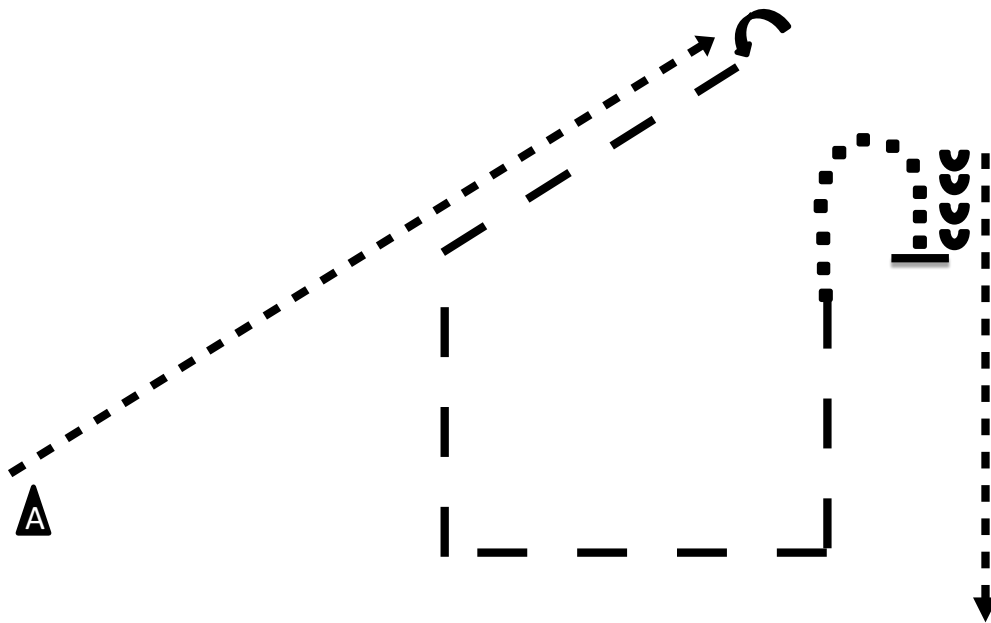


1. Be ready at A; pick up a right lead lope and lope straight as shown
2. Halt and perform a 180° left hindquarter pivot
3. Pick up a right lead lope and lope straight and through a square corner as shown
4. Break to an extended jog and jog two square corner as shown
5. Slow to a normal jog
6. Break to a walk and walk a small right-hand half circle
7. Halt and back one horse length
8. Pick up a jog and exit

Minnesota Pinto 2017

YA Walk/Trot

Horsemanship Pattern #3

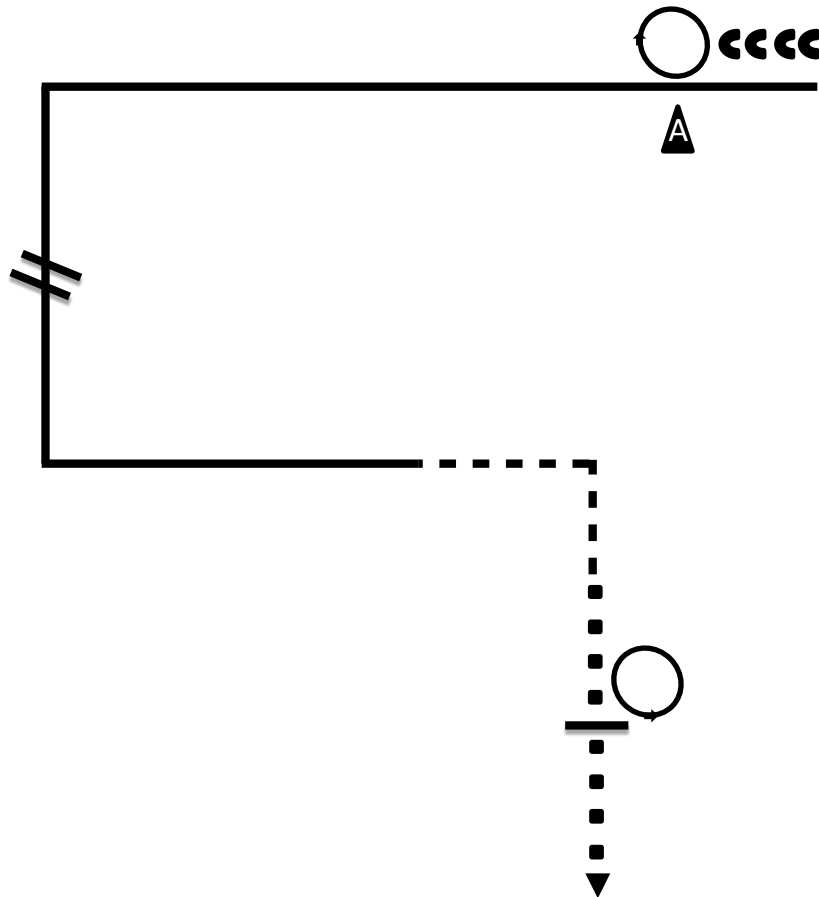


1. Be ready at A; pick up a jog and jog straight as shown
2. Halt and perform a 180° left hindquarter pivot
3. Pick up an extended jog, jog straight and through three square corners as shown
4. Break to a walk and walk a small right-hand half circle
5. Halt and back one horse length
6. Pick up a jog and exit

Minnesota Pinto 2017

YA 14-18, AM 19+

Horsemanship Pattern #4

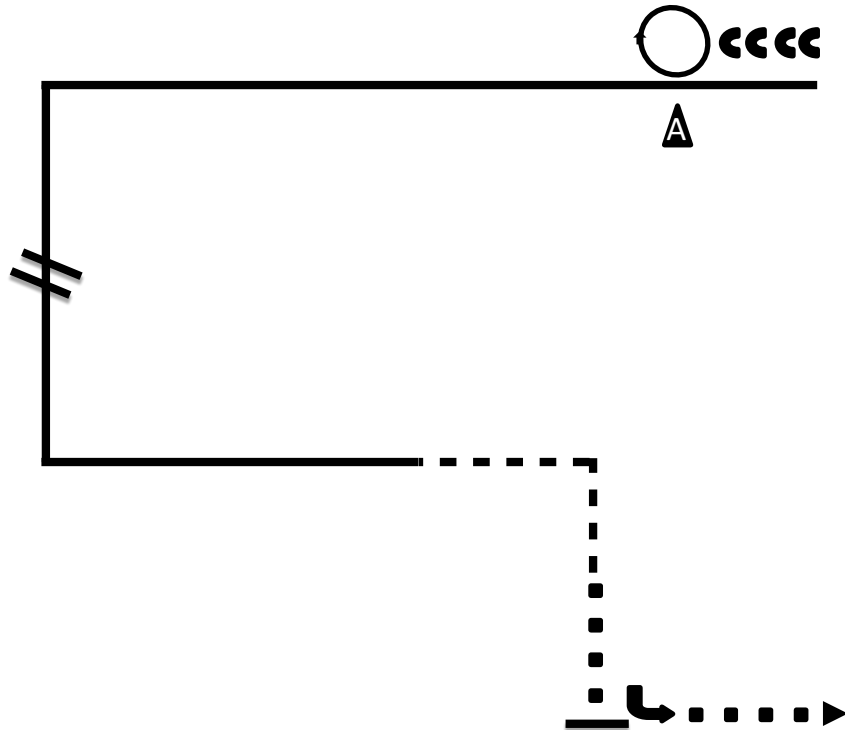


1. Be ready at A; perform a 360° right hindquarter pivot
2. Back one horse length
3. Pick up a right lead lope, lope straight away and through a square corner as shown
4. Perform a simple or flying lead change and continue through a square corner as shown
5. Break to a jog and jog a square corner
6. Break to a walk; halt and perform a 360° left hindquarter pivot
7. Exit at a walk

Minnesota Pinto 2017

YA 13&U, All Novice

Horsemanship Pattern #4

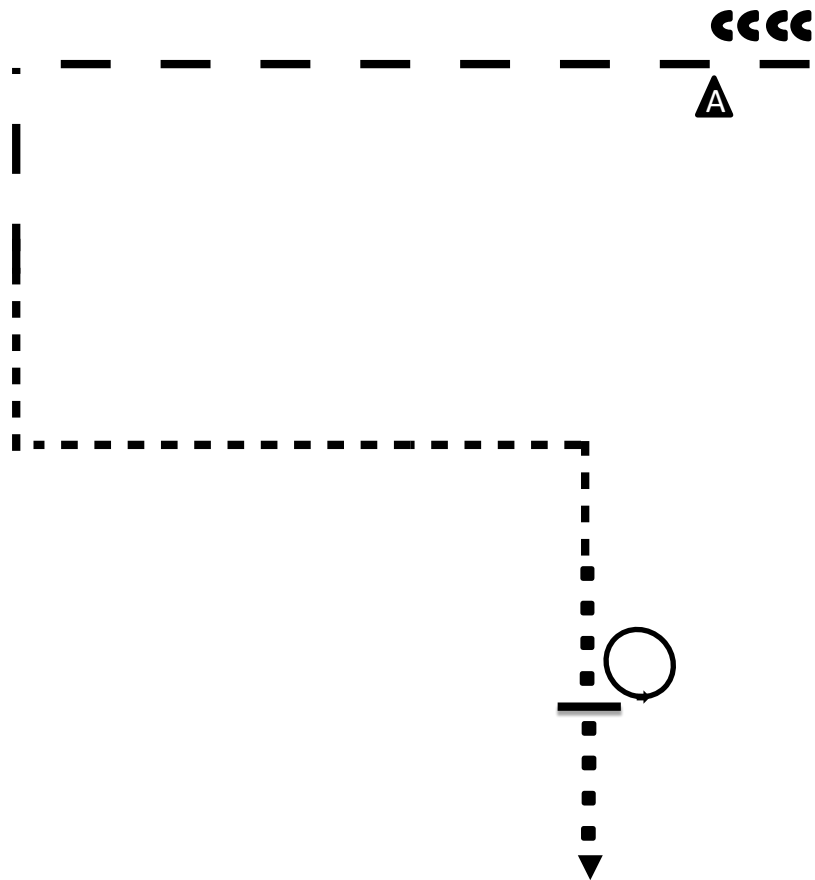


1. Be ready at A; perform a 360° right hindquarter pivot
2. Back one horse length
3. Pick up a left lead lope, lope straight away and through a square corner as shown
4. Perform a simple or flying lead change and continue through a square corner as shown
5. Break to a jog and jog a square corner
6. Break to a walk; halt and perform a 90° left hindquarter pivot
7. Exit at a walk

Minnesota Pinto 2017

YA 13&U, All Novice

Horsemanship Pattern #4



1. Be ready at A; back one horse length
2. Pick up an extended jog, jog straight and through a square corner as shown
3. Slow to a normal jog and jog two square corners as shown
4. Break to a walk; halt and perform a 360° left hindquarter pivot
5. Exit at a walk