


BAREBACK HORSEMANSHIP



PETER AND HELEN FROST
6065 COUNTY ROAD 11
MAPLE PLAIN
MINNESOTA 55359

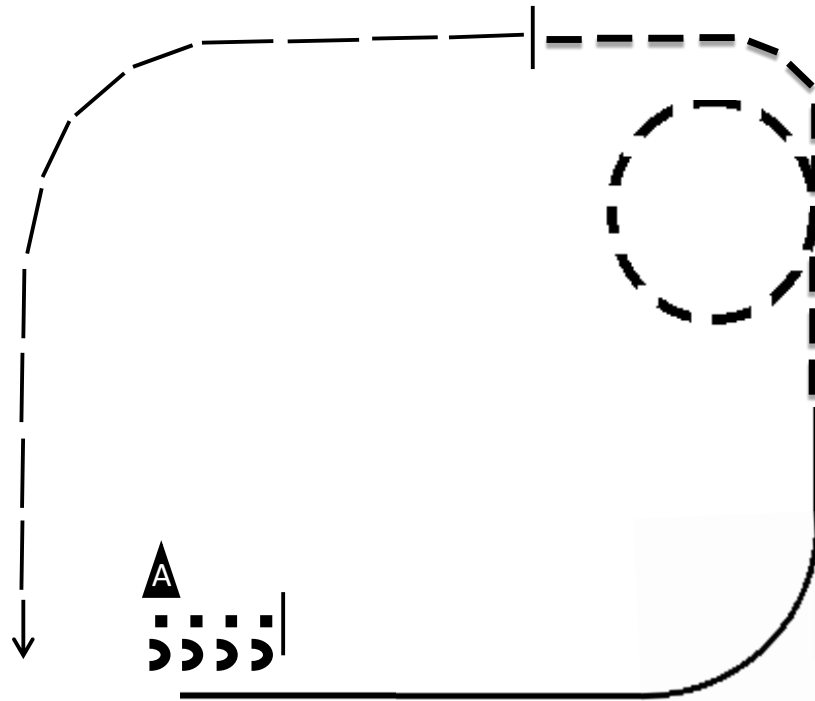
763.479.6016
HELEN'S CELL PHONE
612.325.7457
PETER'S CELL PHONE
612.325.7458

Specializing in Paso Finos and Quarter Horses

Minnesota Pinto 2017

YA 18&U

Bareback Horsemanship Pattern #1

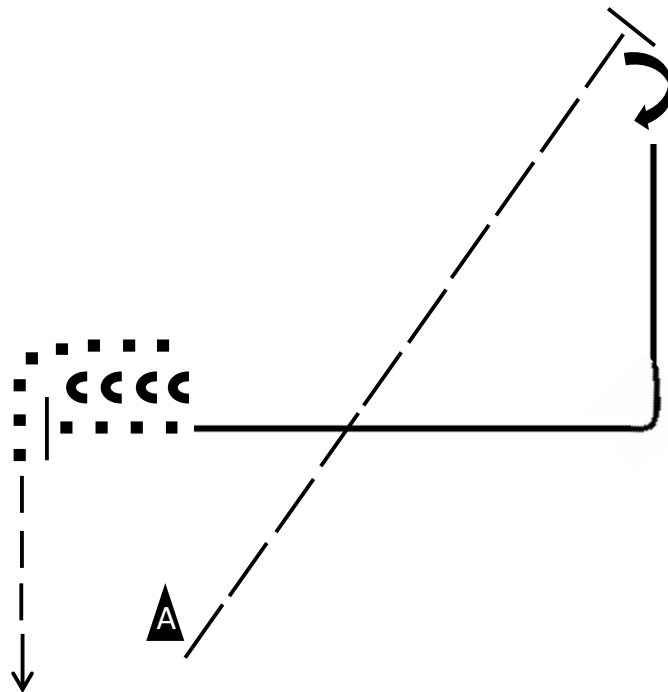


1. From A, walk one horse length and halt; back one horse length
2. Pick up a left lead lope and lope the corner as shown
3. Break to a jog and jog a left-hand circle
4. Continue jogging around the corner as shown
5. Halt and stand
6. Pick up an extended jog and jog around the corner as shown
7. Once even with A, pattern is complete

Minnesota Pinto 2017

YA 18&U

Bareback Horsemanship Pattern #2

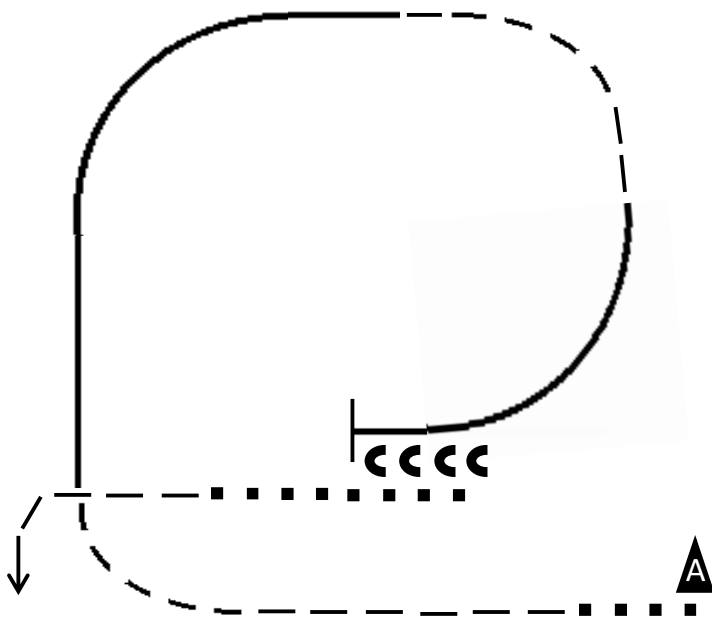


1. From A, extend the jog in a straight line across the arena
2. Halt and perform a 135° turn on the hindquarter to the right
3. Pick up a right lead lope and lope a square corner as shown
4. Continue loping until even with A, then break to a walk
5. Walk for one horse length, halt, and back one horse length
6. Walk a corner as shown, then pick up a normal jog
7. Once even with A, pattern is complete

Minnesota Pinto 2017

YA 18&U

Bareback Horsemanship Pattern #3

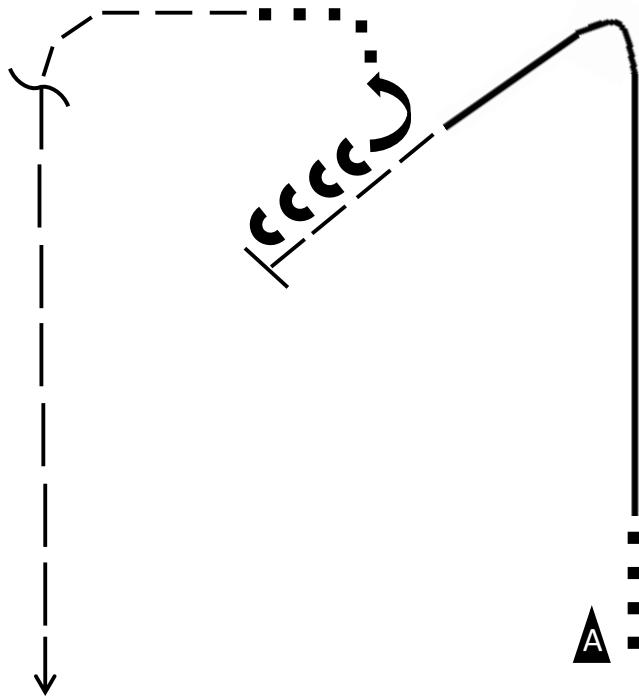


1. From A, walk one horse length, then pick up a normal jog
2. Continue jogging a corner as shown
3. Pick up a left lead lope
4. Lope the corner as shown; break to a normal jog
5. Jog around the corner, then pick up a right lead lope
6. Lope around the corner as shown
7. Once straight, halt and settle; back one horse length
8. Walk two horse lengths, then pick up a normal jog
9. Pattern is complete

Minnesota Pinto 2017

YA 18&U

Bareback Horsemanship Pattern #4



1. From A, walk one horse length, then pick up a left lead lope
2. Continue loping around the sharp corner as shown
3. Break to a normal jog
4. Halt, back one horse length, and perform a 225° hindquarter turn to the left
5. Walk a corner as shown, then pick up a normal jog
6. Jog around the corner
7. Immediately extend the jog once around the corner
8. Continue extending the jog until even with A
9. Once even with A, pattern is complete